

# 2020 INDIGENOUS HOMELESS COUNT

## Results in Metro Vancouver

ON MARCH 4, 2020

**3634**  
PEOPLE  
WERE FOUND  
TO BE  
**EXPERIENCING  
HOMELESSNESS**  
IN METRO VANCOUVER

**33%**  
OF  
**RESPONDENTS**  
IDENTIFIED AS  
**INDIGENOUS**

**51%**  
OF THE  
**INDIGENOUS  
HOMELESS  
POPULATION**  
IS  
**UNSHELTERED**  
COMPARED WITH  
**28%**  
OF THE  
**NON-  
INDIGENOUS  
HOMELESS  
POPULATION**

**INDIGENOUS  
PEOPLE  
ARE  
OVER-  
REPRESENTED**  
ON THE STREET

IN THE 2017 COUNT,

**746**

PEOPLE OR

**34%**

OF  
**RESPONDENTS**  
IN METRO VANCOUVER  
**IDENTIFIED AS  
INDIGENOUS**

IN THE 2020 COUNT,

**711**

PEOPLE OR

**33%**

OF  
**RESPONDENTS**  
IN METRO VANCOUVER  
**IDENTIFIED AS  
INDIGENOUS**

OF THE 711  
REPOENDENTS

**53%**

WERE ENROLLED IN  
THE FOSTER  
CARE SYSTEM

## GENDER IN 2020

**OF  
INDIGENOUS  
RESPONDENTS**

**64%**

IDENTIFIED  
AS MALE

**31%**

IDENTIFIED  
AS FEMALE

**4%**

IDENTIFIED  
IN ANOTHER WAY

**OF NON-  
INDIGENOUS  
RESPONDENTS**

**76%**

IDENTIFIED  
AS MALE

**22%**

IDENTIFIED  
AS FEMALE

**2%**

IDENTIFIED  
IN ANOTHER WAY

## DISPROPORTIONATE

**2.2%**  
OF  
**METRO  
VANCOUVER'S  
GENERAL  
POPULATION**  
IDENTIFIED AS  
**INDIGENOUS**  
(2016 CENSUS)

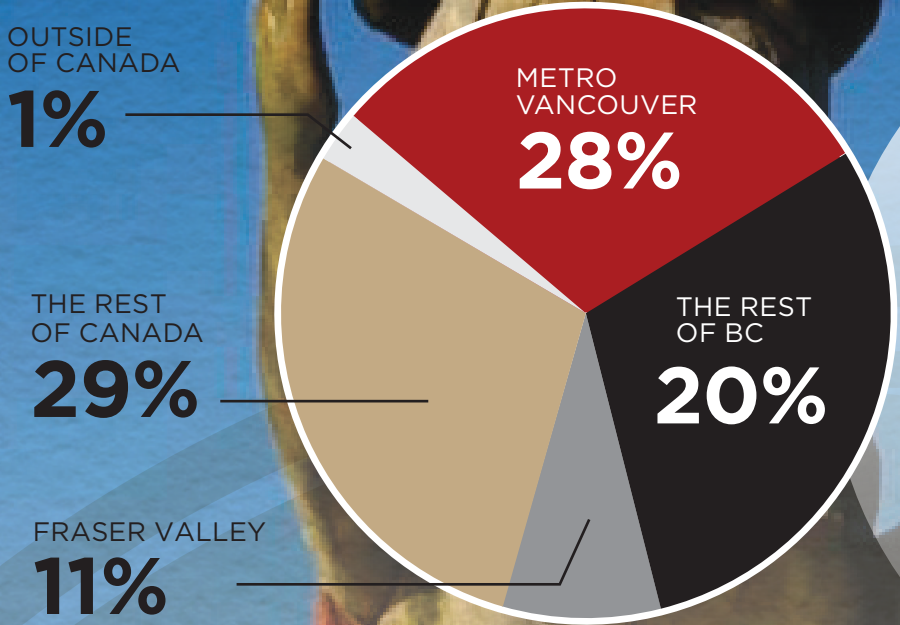
**33%**  
OF  
**METRO  
VANCOUVER'S  
HOMELESS  
POPULATION**  
IDENTIFIED AS  
**INDIGENOUS**  
(2020)

**DESPITE NEW HOUSING AND  
HOMELESSNESS INVESTMENTS  
HOUSING NEED CONTINUES TO  
GROW BEYOND THE  
INVESTMENTS MADE.**

# 2020 INDIGENOUS HOMELESS COUNT

## Results in Metro Vancouver

### WHERE INDIGENOUS RESPONDENTS CAME FROM



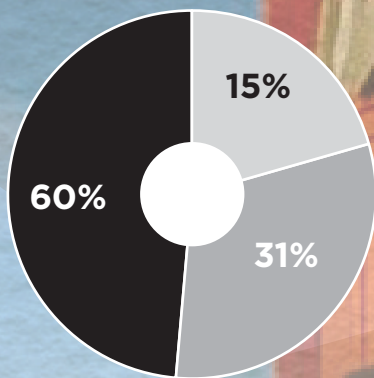
**55%**  
HAVE BEEN HOMELESS FOR OVER A YEAR

**56%**  
EXPERIENCED HOMELESSNESS FOR THE FIRST TIME BEFORE THEY WERE 25

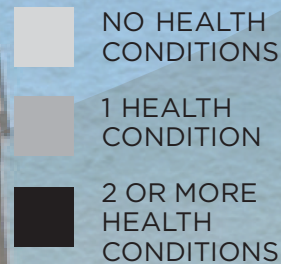
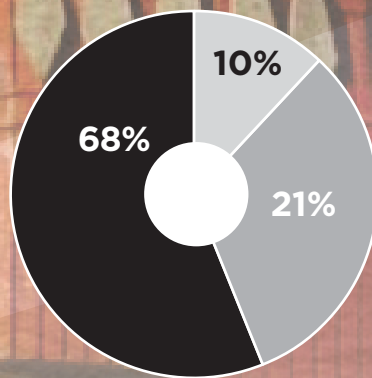
ONLY **3%**  
BECAME HOMELESS AS ELDERS

### HEALTH CONDITIONS

NON-INDIGENOUS



INDIGENOUS



AGE	NON-INDIGENOUS	INDIGENOUS
UNDER 25	7%	12%
25-54	63%	73%
OVER 55	30%	15%