

2018 ABORIGINAL HOMELESS COUNT

Results in Vancouver

ON MARCH 14, 2018

2,181
PEOPLE
WERE FOUND
TO BE
**EXPERIENCING
HOMELESSNESS
IN VANCOUVER**

40%
OF
**RESPONDENTS
IDENTIFIED AS
ABORIGINAL**

51%
OF THE
**ABORIGINAL
HOMELESS
POPULATION
IS
UNSHELTERED
COMPARED WITH
40%**
OF THE
**NON-
ABORIGINAL
HOMELESS
POPULATION**

**ABORIGINAL
PEOPLE
ARE
OVER-
REPRESENTED
ON THE STREET**



IN THE 2017 COUNT,
448
PEOPLE OR
39%
OF
**RESPONDENTS
IN VANCOUVER
IDENTIFIED AS
ABORIGINAL**

IN THE 2018 COUNT,
561
PEOPLE OR
40%
OF
**RESPONDENTS
IN VANCOUVER
IDENTIFIED AS
ABORIGINAL**

THAT'S AN
INCREASE OF
25%
OR
113
INDIVIDUALS

GENDER IN 2018

**OF NON-
ABORIGINAL
RESPONDENTS**
80%
IDENTIFIED
AS MALE

19%
IDENTIFIED
AS FEMALE

1%
IDENTIFIED
IN ANOTHER WAY

**OF
ABORIGINAL
RESPONDENTS**
66%
IDENTIFIED
AS MALE

32%
IDENTIFIED
AS FEMALE

2%
IDENTIFIED
IN ANOTHER WAY

DISPROPORTIONATE

2.2%
OF
**VANCOUVER'S
GENERAL
POPULATION
IDENTIFIED
AS
ABORIGINAL
(2016 CENSUS)**

40%
OF
**VANCOUVER'S
HOMELESS
POPULATION
IDENTIFIED
AS
ABORIGINAL
(2018)**

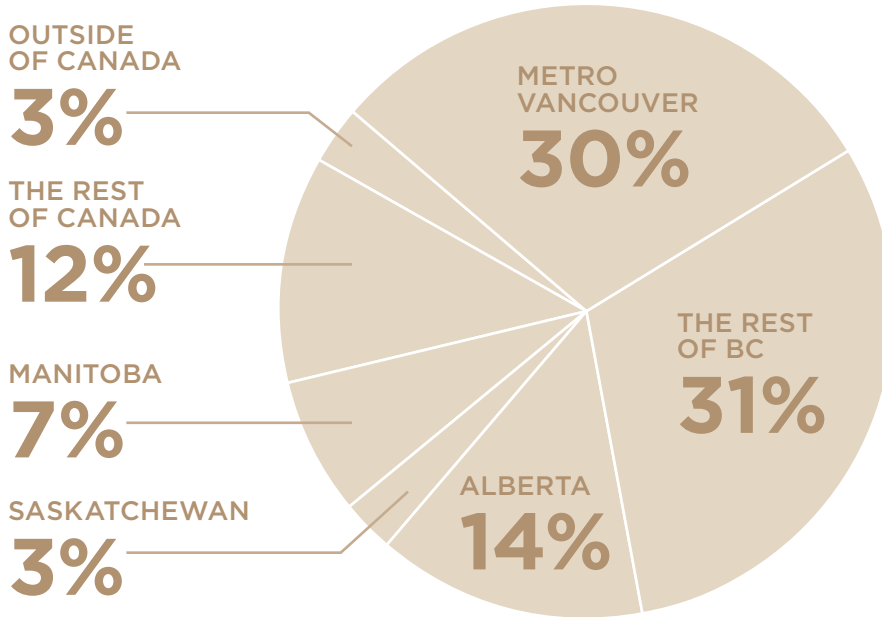
**OF ALL HOMELESS WOMEN
53%
IDENTIFIED AS ABORIGINAL**

**HOMELESS WOMEN
ARE MORE LIKELY
TO BE
ABORIGINAL**

2018 ABORIGINAL HOMELESS COUNT

Results in Vancouver

WHERE ABORIGINAL RESPONDENTS CAME FROM

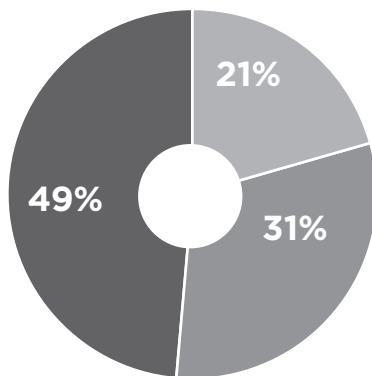


78%
OF
ABORIGINAL PEOPLE EXPERIENCING HOMELESSNESS
HAVE BEEN IN
VANCOUVER
FOR OVER A YEAR

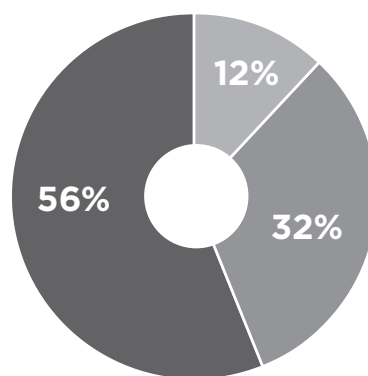
RESPONDENTS
MAY NOT HAVE BEEN
HOMELESS
WHEN THEY CAME TO
VANCOUVER

HEALTH CONDITIONS

NON-ABORIGINAL



ABORIGINAL



AGE	NON-ABORIGINAL	ABORIGINAL
UNDER 25	8%	10%
25-54	67%	76%
OVER 55	25%	14%